

# 继电器配套底座 Relay Matching Base

CE

CCC

RoHS

IEC:61984



## 特性 Product features

- 体积小, 节省空间  
Small size, save space
- 带手指保护功能  
With finger protection
- PCB式、螺钉式、导轨式安装形式可供选择  
PCB type, screw type, DIN rail mounting form are available
- 多款插入式模块可供选择, 实现通电指示, 线路保护功能  
A variety of plug-in modules are available to realize power-on indication and line protection functions
- 可选配件: 卡簧、标记牌、插入式模块  
Optional accessories: circlips, marker plates, plug-in modules
- 外壳采用PA66+G20环保阻燃尼龙  
The shell adopts PA66+G20 environmentally friendly flame retardant nylon


## 性能参数 Performance Parameter


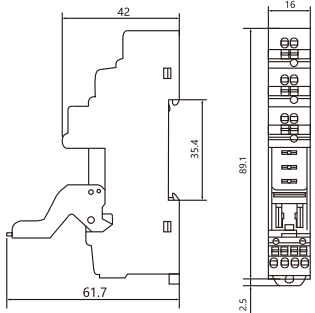
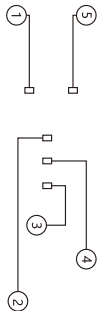

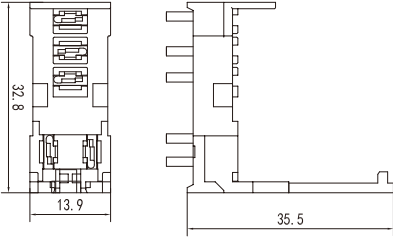
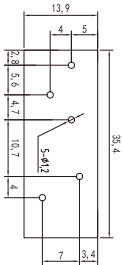

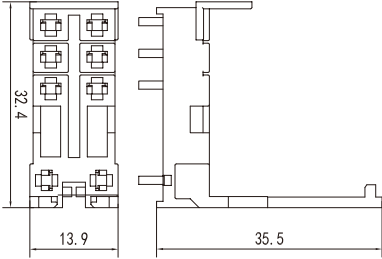
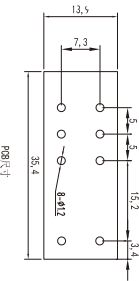

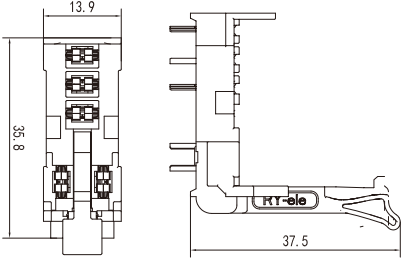
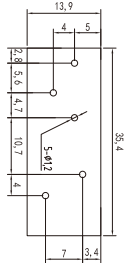

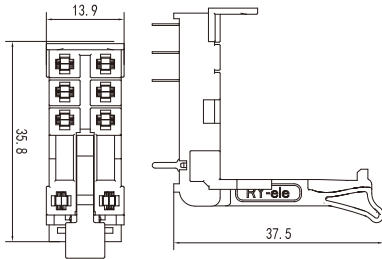
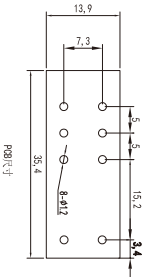
型号 Model	额定电压 Rated Voltage	额定电流 Rated Current	环境温度 Ambient Temperature	介质耐压 Dielectric Strength	插拔寿命 Plug-in life	螺钉扭矩 Screw Torque	外接导线 Size Of Wire	插片材料 Insert material	重量 Weight
RY1S-05B	250VAC	12A	-35°C~70°C	2000VAC	10000	0.8-1.0N.m	7mm	磷铜	约32g
RY1S-05E	250VAC	12A	-35°C~70°C	2000VAC	10000	0.8-1.0N.m	7mm	磷铜	约33.45g
14F-1Z-C5	250VAC	12A	-35°C~70°C	2000VAC	10000	0.8-1.0N.m	7mm	磷铜	约37.63g
RY1S-05PU	250VAC	12A	-35°C~70°C	2000VAC	10000	-	-	磷铜	约39.46g
SJ1S-61	250VAC	12A	-35°C~70°C	2000VAC	10000	-	-	磷铜	约55.67g
1S-61-S	250VAC	12A	-35°C~70°C	2000VAC	10000	-	-	磷铜	约63.2g
RY2S-05B	250VAC	8A	-35°C~70°C	2000VAC	10000	0.8-1.0N.m	7mm	磷铜	约29.7g
RY2S-08E	250VAC	8A	-35°C~70°C	2000VAC	10000	0.8-1.0N.m	7mm	磷铜	约28.38g
14F-2Z-C5	250VAC	8A	-35°C~70°C	2000VAC	10000	0.8-1.0N.m	7mm	磷铜	约46.42g
RY2S-05PU	250VAC	8A	-35°C~70°C	2000VAC	10000	-	-	磷铜	约41.01g
SJ2S-61	250VAC	8A	-35°C~70°C	2000VAC	10000	-	-	磷铜	约4.07g
2S-61-S	250VAC	8A	-35°C~70°C	2000VAC	10000	-	-	磷铜	约4.72g

## 外形图、接线图, 安装孔尺寸 Outline drawing, wiring diagram, mounting hole size

单位: mm

底座 Base	外形尺寸 Form Factor	接线图 Wiring Diagram	可选配件 Optional Accessories
<p>RY1S-05B</p>			<p>连接条 ES-10-16H(蓝blue) ES-10-16HR(红Red) ES-10-16HB(黑black)</p>
<p>RY2S-05B</p>			<p>连接条 ES-10-16H(蓝blue) ES-10-16HR(红Red) ES-10-16HB(黑black)</p>

底座 Base	外形尺寸 Form Factor	接线图 Wiring Diagram	可选配件 Optional Accessories
<p>Ry1S-05E</p> 			<p>连接条 ES-10-16H(蓝blue) ES-10-16HR(红Red) ES-10-16HB(黑black)</p>
<p>Ry2S-08E</p> 			<p>连接条 ES-10-16H(蓝blue) ES-10-16HR(红Red) ES-10-16HB(黑black)</p>
<p>14F-1Z-C5</p> 			
<p>14F-2Z-C5</p> 			
<p>Ry1S-05PU</p> 			

底座 Base	外形尺寸 Form Factor	接线图 Wiring Diagram	可选配件 Optional Accessories
<p>RYS-05PU</p> 			
<p>SJ1S-61</p> 			
<p>SJ2S-61</p> 			
<p>1S-61-S</p> 			
<p>2S-61-S</p> 			
<p>ES-10-16H ES-10-16HR ES-10-16HB</p>	