

# 继电器配套底座 Relay Matching Base

CE

CCC

RoHS

IEC:61984



## 特性 Product features

- 介质耐压可达2000VAC,绝缘电阻1000MΩ  
The dielectric withstand voltage can reach 4000VAC, and the insulation resistance is 1000MΩ
- 带手指保护功能  
With finger protection
- PCB式、螺钉式、导轨式安装形式可供选择  
PCB type, screw type, DIN rail mounting form are available
- 多款插入式模块可供选择, 实现通电指示, 线路保护功能  
A variety of plug-in modules are available to realize power-on indication and line protection functions
- 可选配件: 卡簧、标记牌、插入式模块  
Optional accessories: circlips, marker plates, plug-in modules
- 外壳采用PA66+G20环保阻燃尼龙  
The shell adopts PA66+G20 environmentally friendly flame retardant nylon


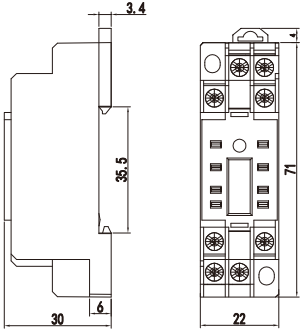
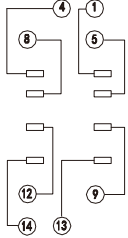

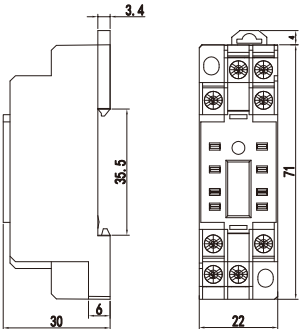
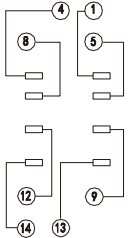

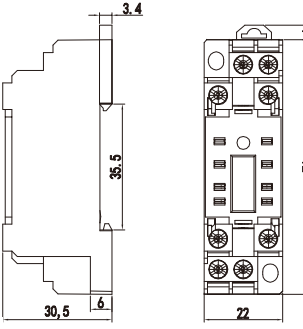
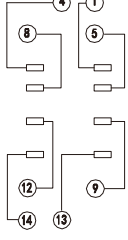

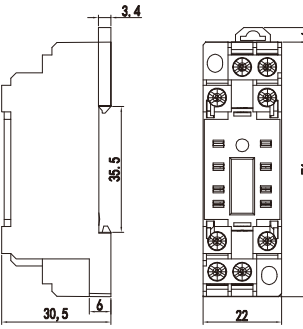
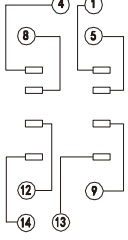
## 性能参数 Performance Parameters


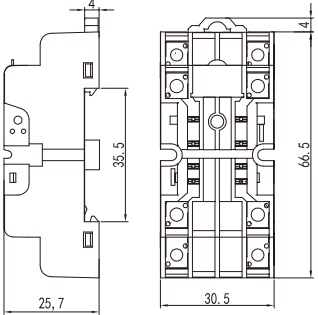
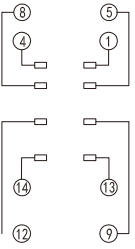

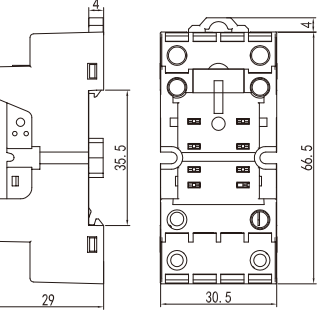
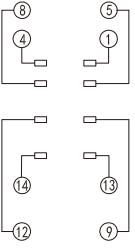

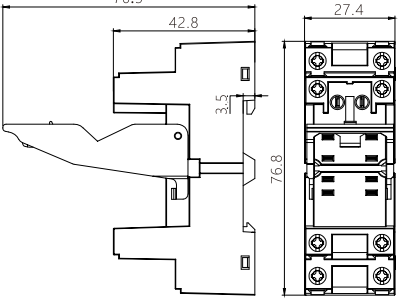
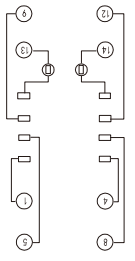

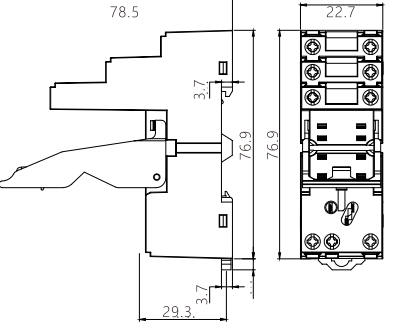
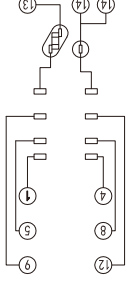

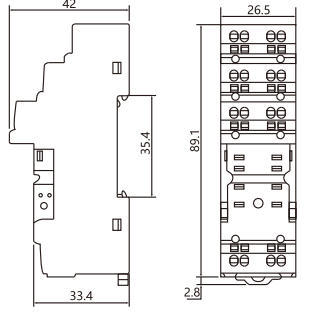
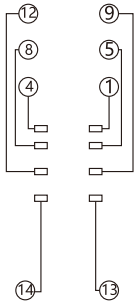

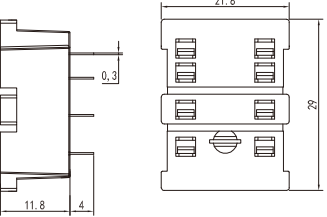
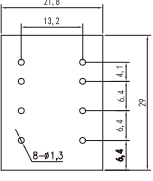
型号 Model	额定电压 Rated Voltage	额定电流 Rated Current	环境温度 Ambient Temperature	介质耐压 Dielectric Strength	插拔寿命 Plug-in life	螺钉扭矩 Screw Torque	外接导线 Size Of Wire	插片材料 Insert material	重量 Weight
RYF08A	250VAC	10A	-35°C~70°C	2500VAC	10000	0.8-1.0N.m	7mm	磷铜	约32.98g
RYF08A2	250VAC	10A	-35°C~70°C	2500VAC	10000	0.8-1.0N.m	7mm	磷铜	约33.89g
RYF08A-E	250VAC	10A	-35°C~70°C	2500VAC	10000	0.8-1.0N.m	7mm	磷铜	约33.89g
RYF08A-E2	250VAC	10A	-35°C~70°C	2500VAC	10000	0.8-1.0N.m	7mm	磷铜	约33.89g
RY08-C6	250VAC	10A	-35°C~70°C	2500VAC	10000	0.8-1.0N.m	7mm	磷铜	约38.8g
RY08-C8	250VAC	10A	-35°C~70°C	2500VAC	10000	0.8-1.0N.m	7mm	磷铜	约43.77g
18F-2Z-C4	250VAC	10A	-35°C~70°C	2500VAC	10000	0.8-1.0N.m	7mm	磷铜	约57.06g
18F-2Z-C5	250VAC	10A	-35°C~70°C	2500VAC	10000	0.8-1.0N.m	7mm	磷铜	约68.72g
RY08-PU	250VAC	10A	-35°C~70°C	2500VAC	10000	-	-	磷铜	约59.42g
18F-2Z-A1	250VAC	10A	-35°C~70°C	2500VAC	10000	-	-	磷铜	约5.28g
RYF14A	250VAC	7A	-35°C~70°C	2000VAC	10000	0.8-1.0N.m	7mm	磷铜	约49.72g
RYF14A2	250VAC	7A	-35°C~70°C	2000VAC	10000	0.8-1.0N.m	7mm	磷铜	约50.91g
RYF14A-E	250VAC	7A	-35°C~70°C	2000VAC	10000	0.8-1.0N.m	7mm	磷铜	约50.91g
RYF14A-E2	250VAC	7A	-35°C~70°C	2000VAC	10000	0.8-1.0N.m	7mm	磷铜	约50.91g
RY14-C6	250VAC	7A	-35°C~70°C	2000VAC	10000	0.8-1.0N.m	7mm	磷铜	约45.95g
RY14-C8	250VAC	7A	-35°C~70°C	2000VAC	10000	0.8-1.0N.m	7mm	磷铜	约49.65g
18F-4Z-C4	250VAC	7A	-35°C~70°C	2000VAC	10000	0.8-1.0N.m	7mm	磷铜	约62g
18F-4Z-C5	250VAC	7A	-35°C~70°C	2000VAC	10000	0.8-1.0N.m	7mm	磷铜	约74.84g
RY14-PU	250VAC	7A	-35°C~70°C	2000VAC	10000	-	-	磷铜	约73.23g
18F-4Z-A1	250VAC	7A	-35°C~70°C	2000VAC	10000	-	-	磷铜	约6.88g

# 继电器配套底座 Relay Matching Base

外形图、接线图, 安装孔尺寸 Outline drawing, wiring diagram, mounting hole size

单位: mm


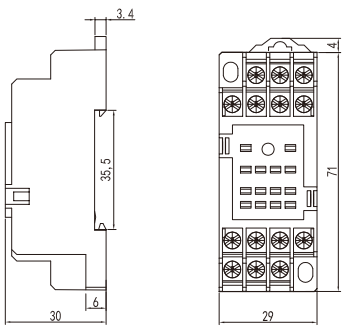
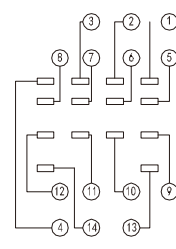

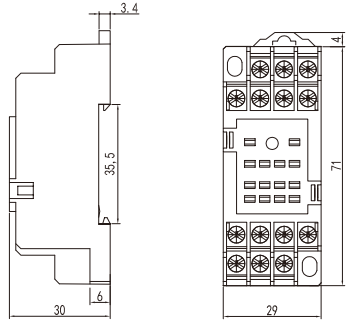
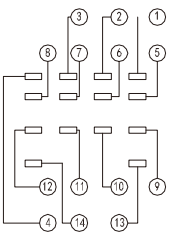

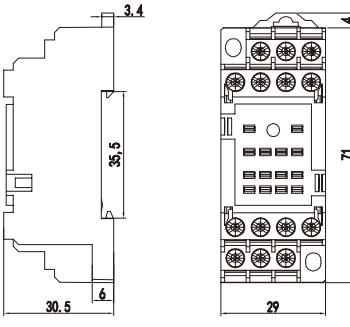
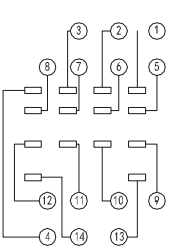

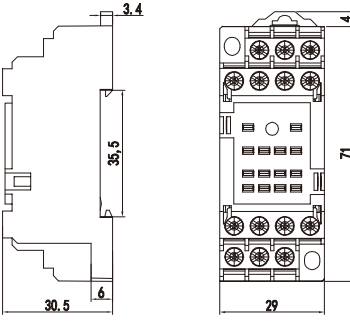
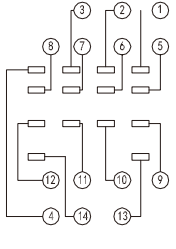
底座 Base	外形尺寸 Form Factor	接线图 Wiring Diagram	可选配件 Optional Accessories
PYF08A 			挂钩 RY-G RY-G1 RY-G2 RYER-G5  连接条 LB-10-22H(蓝blue) LB-10-22HR(红Red) LB-10-22HB(黑black)
RYF08A2 			挂钩 RY-G RY-G1 RY-G2 RYER-G5  连接条 LB-10-23H(蓝blue) LB-10-23HR(红Red) LB-10-23HB(黑black)
PYF08A-E 			挂钩 RY-G RY-G1 RY-G2 RYER-G5  连接条 LB-10-22H(蓝blue) LB-10-22HR(红Red) LB-10-22HB(黑black)
RYF08A-E2 			挂钩 RY-G RY-G1 RY-G2 RYER-G5  连接条 LB-10-23H(蓝blue) LB-10-23HR(红Red) LB-10-23HB(黑black)


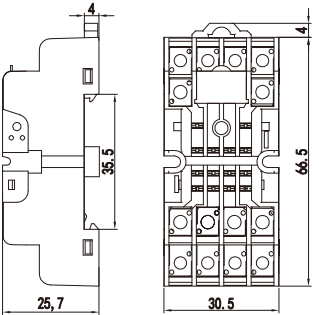
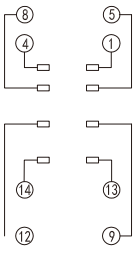

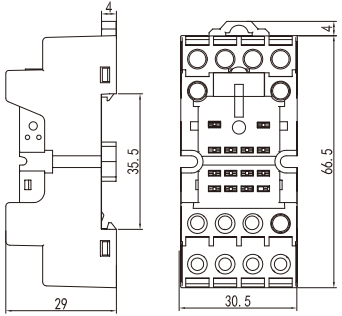
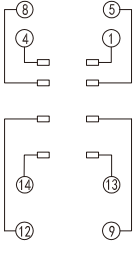

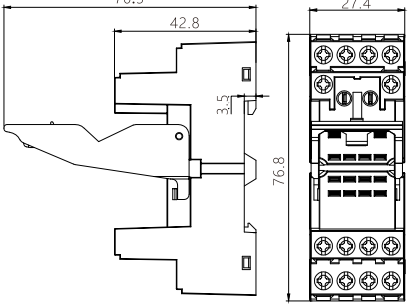
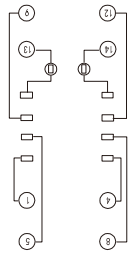

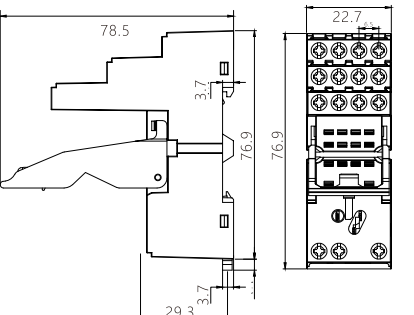
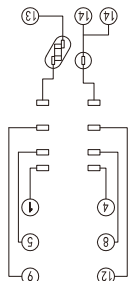

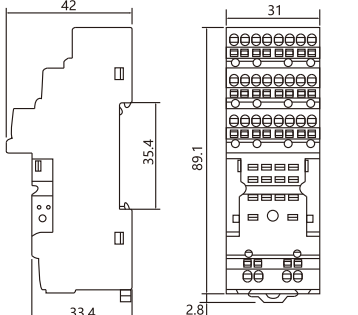
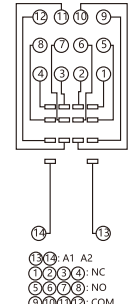

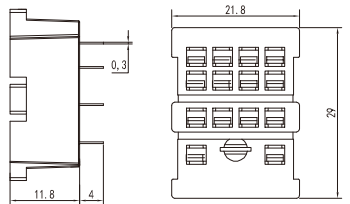
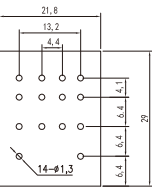
底座 Base	外形尺寸 Form Factor	接线图 Wiring Diagram	可选配件 Optional Accessories
<p>RY08-C6</p> 			<p>挂钩 RY-G3 RY-G4</p>
<p>RY08-C8</p> 			<p>挂钩 RY-G3 RY-G4</p>
<p>18F-2Z-C4</p> 			<p>挂钩 18F-G</p> <p>连接条 18F-27H(蓝blue) 18F-27HR(红Red) 18F-27HB(黑black)</p>
<p>18F-2Z-C5</p> 			<p>挂钩 18F-G</p> <p>连接条 18F-27H(蓝blue) 18F-27HR(红Red) 18F-27HB(黑black)</p>
<p>RYF08-PU</p> 			<p>挂钩 18F-G</p> <p>标记牌 18F-M1</p> <p>连接条 18F-27H(蓝blue) 18F-27HR(红Red) 18F-27HB(黑black)</p>
<p>18F-2Z-A1</p> 			<p>挂钩 RY-MG RY-G7</p>

# 继电器配套底座 Relay Matching Base

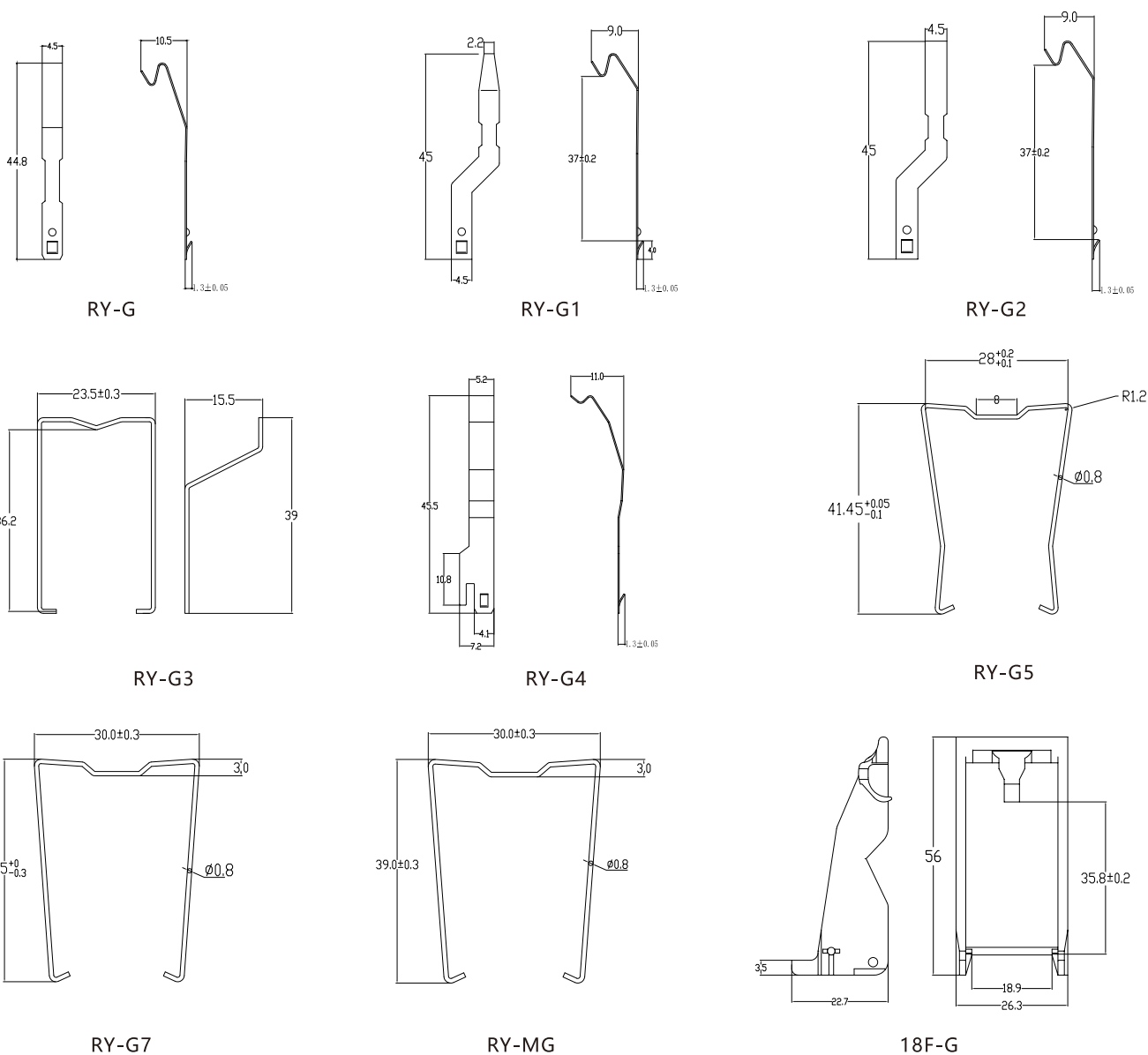
外形图、接线图, 安装孔尺寸 Outline drawing, wiring diagram, mounting hole size

单位: mm

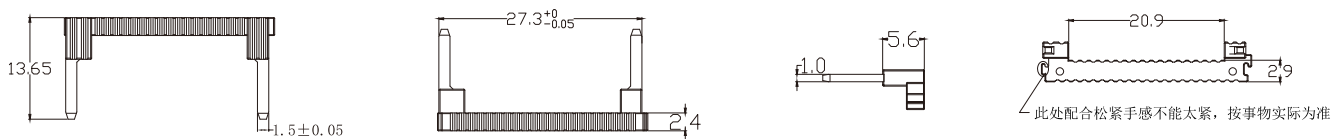
底座 Base	外形尺寸 Form Factor	接线图 Wiring Diagram	可选配件 Optional Accessories
PYF14A 			挂钩 RY-G RY-G1 RY-G2 RYER-G5  连接条 LB-10-29H(蓝blue) LB-10-29HR(红Red) LB-10-29HB(黑black)
RYF14A2 			挂钩 RY-G RY-G1 RY-G2 RYER-G5  连接条 LB-10-29H(蓝blue) LB-10-29HR(红Red) LB-10-29HB(黑black)
PYF14A-E 			挂钩 RY-G RY-G1 RY-G2 RYER-G5  连接条 LB-10-29H(蓝blue) LB-10-29HR(红Red) LB-10-29HB(黑black)
RYF14A-E2 			挂钩 RY-G RY-G1 RY-G2 RYER-G5  连接条 LB-10-29H(蓝blue) LB-10-29HR(红Red) LB-10-29HB(黑black)

底座 Base	外形尺寸 Form Factor	接线图 Wiring Diagram	可选配件 Optional Accessories
<p>Ry14-C6</p> 			<p>挂钩 RY-G3 RY-G4</p>
<p>Ry14-C8</p> 			<p>挂钩 RY-G3 RY-G4</p>
<p>18F-4Z-C4</p> 			<p>挂钩 18F-G</p> <p>连接条 18F-27H(蓝blue) 18F-27HR(红Red) 18F-27HB(黑black)</p>
<p>18F-4Z-C5</p> 			<p>挂钩 18F-G</p> <p>连接条 18F-27H(蓝blue) 18F-27HR(红Red) 18F-27HB(黑black)</p>
<p>RyF14-PU</p> 			<p>挂钩 18F-G</p> <p>标记牌 18F-M1</p> <p>连接条 18F-27H(蓝blue) 18F-27HR(红Red) 18F-27HB(黑black)</p>
<p>18F-4Z-A1</p> 			<p>挂钩 RY-MG RY-G7</p>

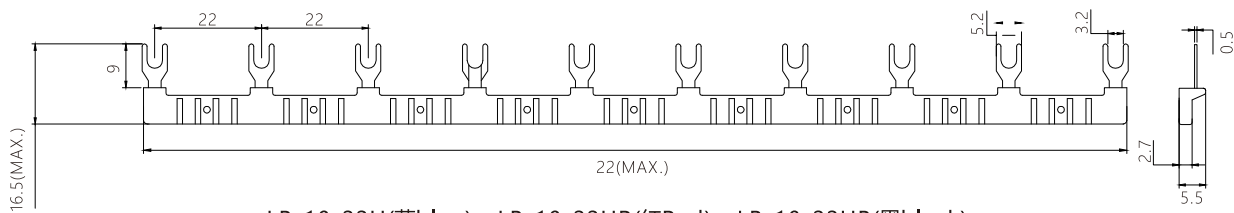
卡簧 Circlips



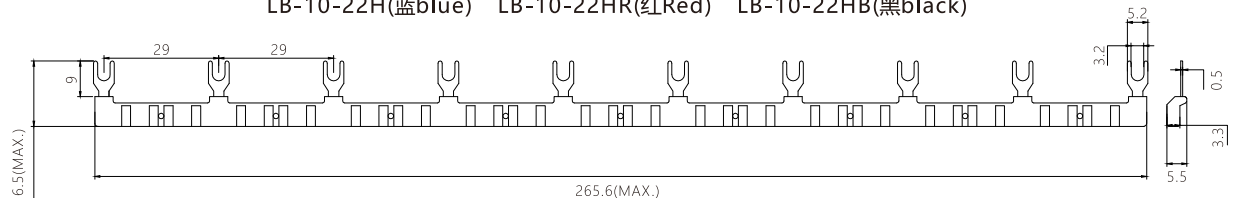
连接条 Connection Strips



18F-27H(蓝blue) 18F-27HR(红Red) 18F-27HB(黑black)



LB-10-22H(蓝blue) LB-10-22HR(红Red) LB-10-22HB(黑black)



LB-10-29H(蓝blue) LB-10-29HR(红Red) LB-10-29HB(黑black)