产品规格书

Product Specification Sheet

变更说明 Change description	更改人 Change person	更改日期 change date	备注 remarks
/	/	/	/
/	/	/	/

制图	审核	批准
2025.9.11	2025.9.22	2025.9.24

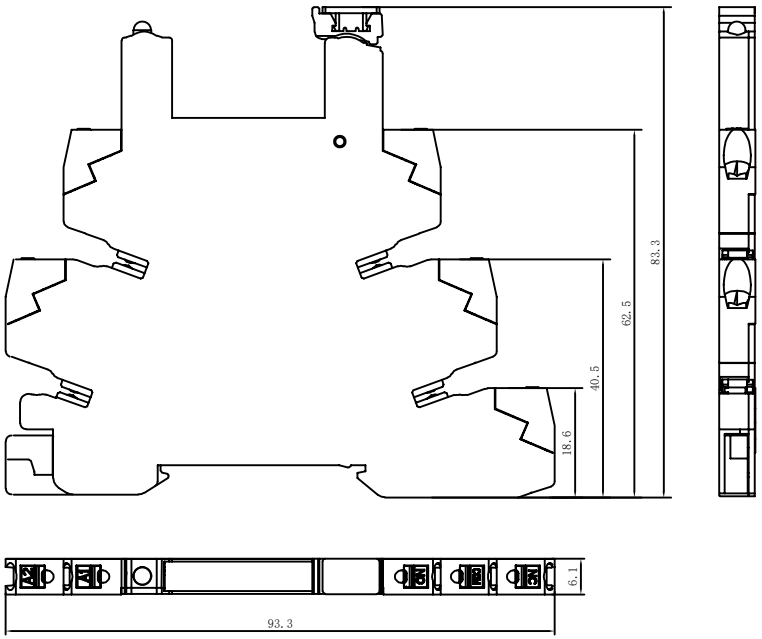

性能参数 （表2.1） Relay performance parameters (Table 2.1)		
安装方式 Installation method	适配继电器、卡扣式安装 Adapted relay and snap on installation	
底座材料 Base material	外壳 Housing	PA6（RoHS）+GF20% V0级阻燃 PA6 (RoHS)+GF20% V0 flame retardant
	盖板 Cover Plate	PA6（RoHS）+GF20% V0级阻燃 PA6 (RoHS)+GF20% V0 flame retardant
	起拔扣 Pulling buckle	PA66+GF40%（RoHS）
	卡扣 Buckle	POM（RoHS）
	接线按钮 Wiring button	PC+ABS合金（RoHS） V1级阻燃 PC+ABS alloy (RoHS) V1 flame retardant
	连接片 Connecting piece	高精铜带H62Y，厚0.4mm,表面镀锡 High precision copper strip H62Y, thickness 0.4mm, surface tin plated
	卡簧 Snap ring	不锈钢301 Stainless steel 301
接线形式 Wiring form	直插式接线，使用0.5-1.5mm²国标线（适配跨接条） Direct plug-in wiring, using 0.5-1.5mm² National Standard Line (Adapted to Jumper Bar)	
卡簧拉力 Snap spring tension	100Kgf.cm	
插拔力 Insertion and extraction force	首次插入力≥20N，≤40N；首次拔出力≥20N，≤40N First insertion force ≥ 20N, ≤ 40N; First extraction force ≥ 20N, ≤ 40N	
插拔次数 Insertion and removal times	≥1000次(插座与继电器之间的插拔次数) ≥ 1000 times (insertion and extraction times between sockets and relays)	
工作环境温度 Ambient Temperature	-40℃～+80℃，非真空状态、不结冰情况下 -40 ℃~+80 ℃, in non vacuum and non icing conditions	
工作环境湿度 Working environment humidity	35～85%RH	
贮存环境温度 Storage environment temperature	包装完好情况下，-40℃～+55℃ Under intact packaging, -40 ℃ to+55 ℃	
贮存环境湿度 Storage environment humidity	包装完好情况下，45～90%RH 45 90% RH with intact packaging	
额定参数 Rated	6A 250VAC/24VDC	
接触电阻 Contact Resistance	≤100mΩ	
绝缘电阻 Insulation Resistance	≥1000MΩ(500VDC)	
抗电强度（工频耐压） Dielectric strength	相邻端子之间：2000VAC，50HZ，1min(漏电流1mA) Between adjacent terminals: 2000VAC, 50HZ, 1min (leakage current 1mA)	

性能参数 （表2.2） Relay performance parameters (Table 2.2)	
耐振性 resistance to vibration	XYZ三向，60HZ,振幅2mm ,10小时(每2小时观察记录) XYZ three way, 60HZ, amplitude 2mm, 10 hours (observe and record every 2 hours)
产品防跌落 Product drop prevention	底座竖直跌落1米，3次，能正常工作 The shell end drops vertically for 1 meter, 3 times, and can work normally
包装跌落 Packaging drop	600mm高度连续跌落4次，产品无损坏 4 consecutive drops from a height of 600mm, with no damage to the product
耐冲击性 Impact resistance	各部位能承受冲击力10g，能正常工作 Each part can withstand an impact force of 10g and work normally
温升试验 Temperature rise test	按GB/T14048.5标准中8.3.3.3条款(恒温25℃，持续通电60Min,所有触点满负载, 1个小时测试间隔内,前后温差不超过55K) According to clause 8.3.3.3 of GB/T14048.5 standard (constant temperature of 25 ℃, continuous power on for 60 minutes, full load on all contacts, within one hour of testing interval, the temperature difference between the front and rear should not exceed 55K)
低温试验 Low temperature test	-40℃，96h，接触电阻≤200mΩ -40 ℃, 96h, contact resistance ≤ 200m Ω
高温试验 High Temperature Test	80℃，96h，接触电阻≤200mΩ 80 ℃, 96h, contact resistance ≤ 200m Ω
高低温冲击试验 High and low temperature impact test	-40～+85℃，85%RH，40min/循环，50个循环，接触电阻≤200mΩ -40~+85 ℃, 85% RH, 40min/cycle, 50 cycles, contact resistance ≤ 200m Ω
图纸未注一般公差 General tolerances not indicated on the drawing	按GB/T 1804-m 标准执行。 Follow the GB/T 1804-m standard.

温馨提示：请勿带电操作

Kind reminder: Do not operate with electricity

内部接线原理图

Internal wiring schematic

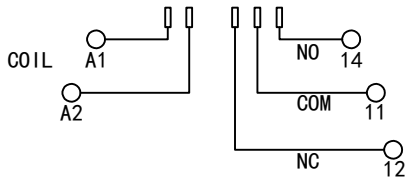

轴测图

Isometric Drawing

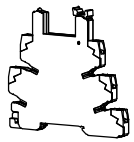

所有尺寸均以mm为单位 不能从图纸上测绘尺寸

All dimensions are in millimeters Unable to measure dimensions from drawing

比例 Scale	1:1
图幅 Size	A4
页码 Page	1/1

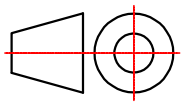

RY-ELE®

浙江荣越电气有限公司

Zhejiang Rongyue Electric Co., Ltd

产品名称 Product Name	继电器底座 Relay base
产品型号 Product drawing number	41F-1Z-C4

浙江荣越电气有限公司 技术部