Product Specification Sheet

Change description	Change person	change date	remarks
/	/	/	/
/	/	/	/

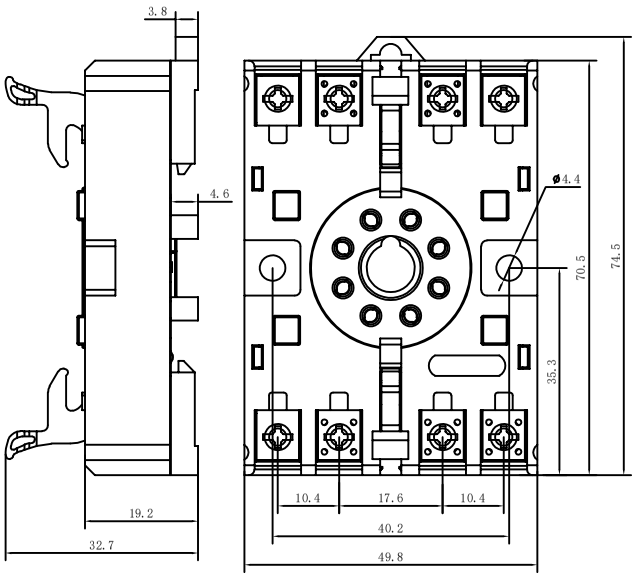

		Relay performance parameters (Table 2.1)
Installation method		Adapted relay and snap on installation
Base Material	Housing	PA6 (RoHS)+GF20% V0 flame retardant
	Cover Plate	PC+ABS alloy (RoHS) V1 flame retardant
	Buckles, sliders	POM (RoHS)
	Connecting piece	High precision brass strip H62Y, 0.4mm thick, surface plated with copper and tin
	Screw	Material 10B21, surface coated with blue and white zinc, M3.5 screw
	Screw washer	Stainless iron
Wiring form		Screw wiring, using 0.5-1.5mm² National standard line (adapted to corresponding jumper bars)
Screw Torque		Under the action of a torque force of 1.0N. m, there is no slippage or fracture of the screw
Insertion and extraction force		First insertion force ≥50N, ≤ 100N; First extraction force ≥ 50N, ≤ 100N
Insertion and removal times		≥ 1000 times (insertion and extraction times between sockets and relays)
Ambient Temperature		-40 ℃~+80 ℃, in non vacuum and non icing conditions
Working environment humidity		35～85%RH
Storage environment temperature		Under intact packaging, -40 ℃ to+55 ℃
Storage environment humidity		45~90% RH with intact packaging
Rated parameters		12A 250VAC/24VDC
Contact Resistance		≤100mΩ
Insulation Resistance		≥1000MΩ (500VDC)
Dielectric strength		Between adjacent terminals: 2000VAC, 50HZ, 1min (leakage current 1mA)

Relay performance parameters (Table 2.2)	
resistance to vibration	XYZ three way, 60HZ, amplitude 2mm, 10 hours (observe and record every 2 hours)
Product drop prevention	The shell end drops vertically for 1 meter, 3 times, and can work normally
Packaging drop	4 consecutive drops from a height of 600mm, with no damage to the product
Impact resistance	Each part can withstand an impact force of 10g and work normally
Temperature rise test	According to clause 8.3.3.3 of GB/T14048.5 standard (constant temperature of 25 ℃, continuous power on for 60 minutes, full load on all contacts, within one hour of testing interval, the temperature difference between the front and rear should not exceed 55K)
Low temperature test	-40 ℃, 96h, contact resistance ≤ 200m Ω
High Temperature Test	80 ℃, 96h, contact resistance ≤ 200m Ω
High and low temperature impact test	-40~+85 ℃, 85% RH, 40min/cycle, 50 cycles, contact resistance ≤ 200m Ω
Product Certification	CE RoHS
General tolerances not indicated on the drawings	Follow the GB/T 1804-c standard.
Product packaging quantity	300 pieces/box
Packaging box size	38cm*28cm*36cm
Net weight of a single product (approximately)	53.1g

Internal wiring schematic

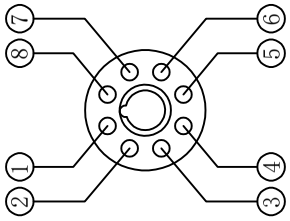

Kind reminder: Do not operate with electricity

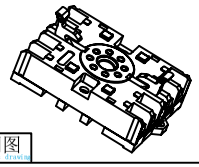

轴测图
Axonometric drawing

All dimensions are in millimeters
Unable to measure dimensions from drawings

Proportion	1:1
Max frame	A4
Page number	1/1

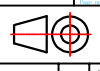

design	Xumiao	date	2022-8-20
to examine	Dejun	date	2022-8-20
ratify	Qiaofeng	date	2022-8-20

RY-ELE®

Zhejiang Rongyue Electric Co., Ltd

Product Name	Relay base
Product drawing number	P2CF-08