# 产品规格书
Product Specification Sheet

| 变更说明 Change description | 更改人 Change person | 更改日期 change date | 备注 remarks |
|---|---|---|---|
| / | / | / | / |
| / | / | / | / |

| | | 性能参数 （表2.1） Relay performance parameters (Table 2.1) |
|---|---|---|
| 安装方式 Installation method | | 适配继电器、卡扣式安装 Adapted relay and snap on installation |
| 底座材料 Base Material | 外壳 Housing | PA6（RoHS）+GF20% V0级阻燃 PA6 (RoHS)+GF20% V0 flame retardant |
| | 盖板 Cover Plate | PA6（RoHS）+GF20% V0级阻燃 PA6 (RoHS)+GF20% V0 flame retardant |
| | 卡扣 Buckle | POM（RoHS） |
| | 连接片 Connecting piece | 高精黄铜带H62Y，厚0.8mm,表面镀镍 High precision brass strip H62Y, thickness 0.8mm, surface nickel plated |
| | 接触片 Contact piece | 高精磷铜带，厚0.3mm,表面镀镍 High precision phosphorus copper strip，0.3mm thick, surface nickel plated |
| | 螺钉 Screw | 材料10B21,表面镀蓝白锌，M3螺钉 Material 10B21, surface coated with blue and white zinc, M3 screw |
| 接线形式 Wiring form | | 螺钉接线，使用0.5-1.5mm²国标线（适配相应跨接条） Screw wiring, using 0.5-1.5mm² National standard line (adapted to corresponding jumper bars) |
| 拧紧扭矩 Screw Torque | | 0.6N.m扭矩力作用下螺钉无滑牙，产品壳体无形变 Under the action of a torque force of 0.6N. m, there is no slippage in the screw, and the product shell undergoes invisible deformation |
| 插拔力 Insertion and extraction force | | 首次插入力≥25N，≤75N；首次拔出力≥20N，≤70N First insertion force ≥ 25N，≤ 75N; first extraction force ≥ 20N，≤ 70N |
| 插拔次数 Insertion and removal times | | ≥1000次(插座与继电器之间的插拔次数) ≥ 1000 times (insertion and extraction times between sockets and relays) |
| 工作环境温度 Ambient Temperature | | -40℃～+80℃，非真空状态、不结冰情况下 -40 ℃~+80 ℃, in non vacuum and non icing conditions |
| 工作环境湿度 Working environment humidity | | 35～85%RH |
| 贮存环境温度 Storage environment temperature | | 包装完好情况下，-40℃～+55℃ Under intact packaging, -40 ℃ to+55 ℃ |
| 贮存环境湿度 Storage environment humidity | | 包装完好情况下，45～90%RH 45~90% RH with intact packaging |
| 额定参数 Rated | | 10A 250VAC/24VDC |
| 接触电阻 Contact Resistance | | ≤100mΩ |
| 绝缘电阻 Insulation Resistance | | ≥1000MΩ (500VDC) |
| 抗电强度（工频耐压） Dielectric strength | | 相邻端子之间：2000VAC，50HZ，1min(漏电流1mA) Between adjacent terminals: 2000VAC, 50HZ, 1min (leakage current 1mA) |

| 性能参数 （表2.2） Relay performance parameters (Table 2.2) | |
|---|---|
| 耐振性 resistance to vibration | XYZ三向，60HZ,振幅2mm ,10小时(每2小时观察记录) XYZ three way, 60HZ, amplitude 2mm, 10 hours (observe and record every 2 hours) |
| 产品防跌落 Product drop prevention | 底座竖直跌落1米，3次，能正常工作 The shell end drops vertically for 1 meter, 3 times, and can work normally |
| 包装跌落 Packaging drop | 600mm高度连续跌落4次，产品无损坏 4 consecutive drops from a height of 600mm, with no damage to the product |
| 耐冲击性 Impact resistance | 各部位能承受冲击力10g，能正常工作 Each part can withstand an impact force of 10g and work normally |
| 温升试验 Temperature rise test | 按GB/T14048.5标准中8.3.3.3条款(恒温25℃，持续通电60Min,所有触点满负载, 1个小时测试间隔内,前后温差不超过55K) According to clause 8.3.3.3 of GB/T14048.5 standard (constant temperature of 25 ℃, continuous power on for 60 minutes, full load on all contacts, within one hour of testing interval, the temperature difference between the front and rear should not exceed 55K) |
| 低温试验 Low temperature test | -40℃，96h，接触电阻≤200mΩ -40 ℃, 96h, contact resistance ≤ 200m Ω |
| 高温试验 High Temperature Test | 80℃，96h，接触电阻≤200mΩ 80 ℃, 96h, contact resistance ≤ 200m Ω |
| 高低温冲击试验 High and low temperature impact test | -40～+85℃，85%RH，40min/循环，50个循环，接触电阻≤200mΩ -40~+85 ℃, 85% RH, 40min/cycle, 50 cycles, contact resistance ≤ 200m Ω |
| 产品认证 Product Certification | CE RoHS |
| 图纸未注一般公差 General tolerances not indicated on the drawings | 按GB/T 1804-m 标准执行。 Follow the GB/T 1804-m standard. |
| 产品包装数量 Product packaging quantity | 500只/箱 500 pieces/box |
| 包装盒尺寸 Packaging box size | 44.5cm*32cm*39cm |
| 单只产品净重(约) Net weight of a single product (approximately) | 33.5g |

制图

2025.9.11

审核

2025.9.22

批准

2025.9.24

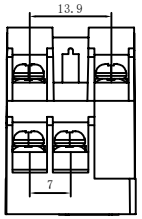


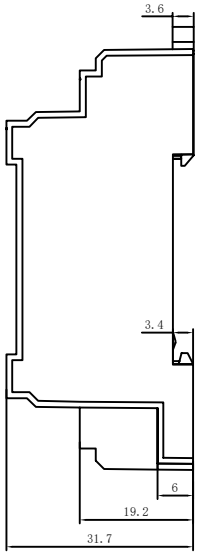


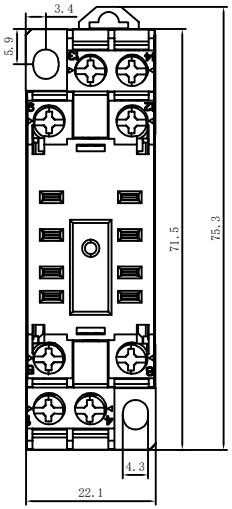


## 内部接线原理图
Internal wiring schematic

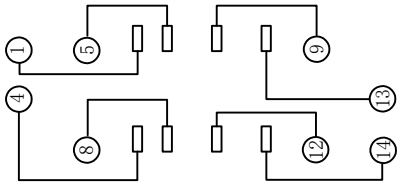


温馨提示：请勿带电操作

Kind reminder: Do not operate with electricity

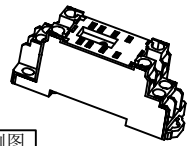

轴测图
Isometric Drawing

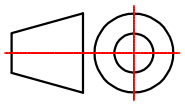

RY-ELE®

浙江荣越电气有限公司
Zhejiang Rongyue Electric Co., Ltd

| 产品名称 Product Name | 继电器底座 Relay base |
|---|---|
| 产品型号 Product drawing number | RYF08A-E |

浙江荣越电气有限公司 技术部