产品规格书
Product Specification Sheet

变更说明 Change description	更改人 Change person	更改日期 Change date	备注 remarks
/	/	/	/
/	/	/	/

制图

2026.3

审核

26.3

26.3

批准

2026.3

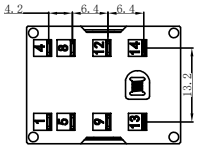

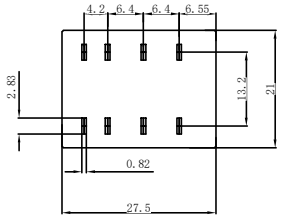

PCB安装孔位示意图
Top View

Schematic diagram of PCB installation hole positions Top View

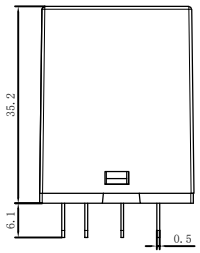

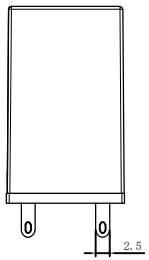

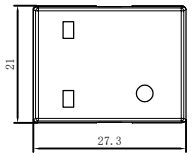

性能参数 （表2.1） Performance parameters (Table 2.1)		
安装方式 Installation method		配套插座、焊接 Supporting sockets and welding
外观材料 Appearance materials	外壳 Shell	PC（RoHS），V2级阻燃 PC (RoHS), V2 grade flame retardant
	透光材料 Transparent materials	PC（RoHS），V2级阻燃 PC (RoHS), V2 grade flame retardant
	底座 Base	PBT（RoHS），V1级阻燃 PBT (RoHS), V1 level flame retardant
	触点 contact	银氧化镉20S/AgCdo15Cu/½(RoHS)+表面镀金 Silver cadmium oxide 20S/AgCdo15Cu/Half (RoHS)+surface gold plating
	引脚 Pin	黄铜H62-Y镀锡(RoHS) Brass H62-Y tin plated (RoHS)
接线形式 Wiring form		引脚式，可选配套继电器插座 Pin type, optional matching relay socket
耐焊性 Welding resistance		≤380℃（25~50W electric soldering iron），≤2秒 ≤380 ℃ (25~50W electric soldering iron), ≤ 2 seconds
引脚反向推力 Pin reverse thrust		≥80N无位移，1min ≥80N without displacement, 1 minute
工作环境温度 Working environment temperature		-40℃～+80℃，非真空状态、不结冰情况下 -40 ℃~+80 ℃, in non vacuum and non icing conditions
工作环境湿度 Working environment humidity		35～85%RH
贮存环境温度 Storage environment temperature		包装完好情况下，-40℃～+55℃ Under intact packaging, -40 ℃ to+55 ℃
贮存环境湿度 Storage environment humidity		包装完好情况下，45～90%RH Under intact packaging, 45-90% RH
触点负载 Contact load		5A 240VAC/5A 28VDC
接触电阻 contact resistance		≤100mΩ
触点类型 Contact type		2NO;2NC

性能参数 （表2.2） Performance parameters (Table 2.2)		
线圈参数 Coil parameters	吸合电压(23℃) Pick up voltage(23℃)	DC:≤75%(额定电压)；AC(50HZ/60HZ):≤80%(额定电压) DC:≤ 75% (rated voltage); AC (50Hz/60Hz): ≤ 80% (rated voltage)
	释放电压(23℃) Release voltage(23℃)	DC:≥10%(额定电压)；AC(50HZ/60HZ):≥30%(额定电压) DC:≥ 10% (rated voltage); AC (50Hz/60Hz): ≥ 30% (rated voltage)
	最大电压(23℃) Maximum voltage(23℃)	额定电压的110% 110% of rated voltage
	吸合时间 Suction time	≤15ms
	释放时间 Release time	≤15ms
	线圈耗电量 Coil consumption of coils	约0.9W（DC）/约1.2VA(AC) about0.9W (DC) /about1.2VA(AC)
	线圈电压 Coil voltage	AC:6-220VAC DC:6-220VDC
绝缘电阻 insulation resistance		≥500MΩ(500VDC),端子与外壳之间 ≥500M Ω (500VDC), between terminals and housing
抗电强度（工频耐压） Dielectric strength (Power frequency withstand voltage)	开路触点之间 Between open circuit contacts	1500VAC，50HZ，1min(漏电流1mA) 1500VAC, 50HZ, 1min(Leakage current 1mA)
	触点组间 Between contact groups	2000VAC，50HZ，1min(漏电流1mA) 2000VAC, 50HZ, 1min(Leakage current 1mA)
	触点与线圈间 Between contacts and coils	3000VAC，50HZ，1min(漏电流1mA) 3000VAC, 50HZ, 1min(Leakage current 1mA)
触点最小适用负载 Minimum applicable load of contacts		1V AC/DC，5mA（参考值，取决于环境与负载情况） 1V AC/DC, 5mA (reference value, depending on environment and load conditions)
耐振性 Vibration resistance		XYZ三向，60HZ,振幅2mm，10小时(每2小时观察记录) XYZ three way, 60Hz, amplitude 2mm, 10 hours (observe and record every 2 hours)
产品防跌落 Product drop prevention		外壳端竖直跌落1米，3次，能正常工作 The shell end falls vertically by 1 meter, 3 times, and can work normally
包装跌落 Packaging drop		600mm高度连续跌落4次，产品无损坏 4 consecutive drops from a height of 600mm, with no damage to the product
温升试验 Temperature rise test		按GB/T14048.5标准中5.3.3条款(恒温25℃，持续通电60Min,所有触点满负载,1个小时测试间隔内,前后温差不超过50K According to clause 5.3.3.3 of GB/T14048.5 standard (constant temperature of 25 ℃, continuous power on for 60 minutes, all contacts at full load, within one hour of testing interval, the temperature difference before and after shall not exceed 50K)
盐雾试验 Salt spray test		24h，1个周期，（参考GB/T 2423.18-2012） 24 hours, 1 cycle, (refer to GB/T 2423.18-2012)
低温试验 Low temperature test		-40℃，96h，接触电阻≤200mΩ、LED正常 -40 ℃, 96h, contact resistance ≤ 200m Ω, LED normal
高温试验 High temperature test		80℃，96h，接触电阻≤200mΩ、LED正常 80 ℃, 96h, contact resistance ≤ 200m Ω, LED normal
高低温冲击试验（含LED灯加速老化试验） High and low temperature impact test (including LED accelerated aging test)		-40～+85℃，85%RH，40min/循环，50个循环，接触电阻≤200mΩ、LED正常 -40 ~+85 ℃, 85% RH, 40min/cycle, 50 cycles, contact resistance ≤ 200m Ω LED is normal
寿命试验 life test	电气 life test	常开点，5A 250V/30VDC（频率1s通，5s断）：5万次 Normally open point, 5A 250V/30VDC (frequency 1 second on, 5 seconds off): 50000 times 常闭点，1A 250V/30VDC（频率1s通，5s断）：7万次 Normally closed point, 1A 250V/30VDC (frequency 1 second on, 5 seconds off): 70000 times
	机械 mechanical	≥1000万次（切换频率：18000 Ops/h）（参考GB/T14048.5） ≥10 million times (switching frequency: 18000 Ops/h) (refer to GB/T14048.5)
ESD静电 ESD static electricity		人体模式：2KV，可定制8KV Human model: 2KV, customizable for 8KV
LED参数 LED parameters	额定电流 Rated current	≤10mA
	灯珠类型 LED type	LED焊接灯珠 LED welding beads
	降压方式 Pressure reduction method	内置降压电阻 Built in step-down resistor
	寿命 life	≥50000h（参考值） ≥50000h (reference value)
产品认证 Product certification		CCC CE RoHS
质保 Warranty		24个月 24 months
图纸未注一般公差 General tolerances not indicated on the drawing		按GB/T 1804-m 标准执行。 Implement according to the GB/T 1804-m standard.

型号说明/选型，写法举例：XS2C-D24L-GS Model description/selection, writing example: XS2C-D24L-GS		
对应编号 Corresponding number	XS 2C - D 24 L - GS ▲	
	1 2 - 3 4 5 - 6 7	
1	荣越产品系列 Rongyue Product Series	XS
2	插脚类型 Pin type	2CN:大2组(大8脚);2C:小2组(小8脚);4C：4组(14脚) 2CN: Big 2 groups (big 8 legs); 2C: Small 2 groups (small 8 feet); 4C: 4 groups (14 legs)
3	线圈电压类别 Category of coil voltage	D:直流 A:交流 D:DC A: AC
4	电压 voltage	AC:AC12V、AC24V、AC36、AC48、AC110、AC220V DC:DC12V、DC24V、DC36、DC48、DC110、DC220V
5	指示灯 Indicator light	L-指示灯 LT-带测试按钮+指示灯 L - Indicator light LT - with test button+indicator light
6	GS	客户代码（任意数字或字母组合） Economy Version
7		

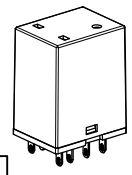

轴测图
Axonometric drawing

所有尺寸均以mm为单位
不能从图纸上测绘尺寸
All dimensions are in millimeters
Unable to measure dimensions from drawings

比例 Proportion	1:1
图幅 Map frame	A4
页码 Page number	1/1

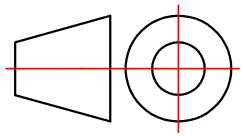

RY-ELE®
浙江荣越电气有限公司
Zhejiang Rongyue Electric Co., Ltd

产品名称 Product Name	中间继电器 intermediate relay
产品型号 Product drawing number	XS2C-□□□L-GS