# 产品规格书
Product Specification Sheet

| 变更说明 Change description | 更改人 Change person | 更改日期 Change date | 备注 remarks |
|---|---|---|---|
| / | / | / | / |
| / | / | / | / |

制图

2026.3

审核

26.3

26.3

批准

2026.3

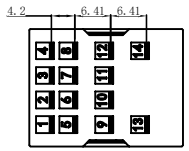


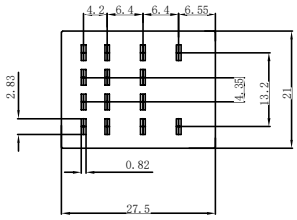


PCB安装孔位示意图
Top View

Schematic diagram of PCB installation hole positions
Top View

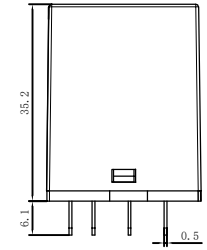


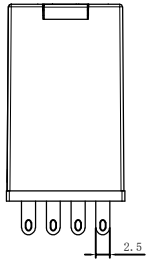


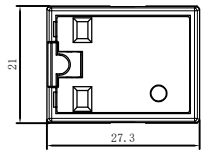


| 性能参数 （表2.1） Performance parameters (Table 2.1) | | |
|---|---|---|
| 安装方式 Installation method | | 配套插座、焊接 Supporting sockets and welding |
| 外观材料 Appearance materials | 外壳 Shell | PC，V2级阻燃 PC , V2 grade flame retardant |
| | 透光材料 Transparent materials | PC，V2级阻燃 PC , V2 grade flame retardant |
| | 底座 Base | PBT（RoHS），V1级阻燃 PBT (RoHS), V1 level flame retardant |
| | 触点 contact | 银氧化锡20S/AgCdo15Cu/½(RoHS)+表面镀金 Silver cadmium oxide 20S/AgCdo15Cu/Half (RoHS)+surface gold plating |
| | 引脚 Pin | 黄铜H62-Y镀锡(RoHS) Brass H62-Y tin plated (RoHS) |
| 接线形式 Wiring form | | 引脚式，可选配套继电器插座 Pin type, optional matching relay socket |
| 耐焊性 Welding resistance | | ≤380℃（25~50W电烙铁），≤2秒 ≤380 ℃ (25~50W electric soldering iron), ≤ 2 seconds |
| 引脚反向推力 Pin reverse thrust | | ≥80N无位移，1min ≥80N without displacement, 1 minute |
| 工作环境温度 Working environment temperature | | -40℃~+80℃，非真空状态、不结冰情况下 -40 ℃~+80 ℃, in non vacuum and non icing conditions |
| 工作环境湿度 Working environment humidity | | 35~85%RH |
| 贮存环境温度 Storage environment temperature | | 包装完好情况下，-40℃~+55℃ Under intact packaging, -40 ℃ to+55 ℃ |
| 贮存环境湿度 Storage environment humidity | | 包装完好情况下，45~90%RH Under intact packaging, 45-90% RH |
| 触点负载 Contact load | | 5A 240VAC/5A 28VDC |
| 接触电阻 contact resistance | | ≤100mΩ |
| 触点类型 Contact type | | 4NO;4NC |

| 性能参数 （表2.2） Performance parameters (Table 2.2) | | |
|---|---|---|
| 线圈参数 Coil parameters | 吸合电压(23℃) Pickup voltage(23℃) | DC:≤75%(额定电压)；AC(50HZ/60HZ):≤80%(额定电压) DC: ≤ 75% (rated voltage); AC (50Hz/60Hz): ≤ 80% (rated voltage) |
| | 释放电压(23℃) Release voltage(23℃) | DC:≥10%(额定电压)；AC(50HZ/60HZ):≥30%(额定电压) DC:≥ 10% (rated voltage); AC (50Hz/60Hz): ≥ 30% (rated voltage) |
| | 最大电压(23℃) Maximum voltage(23℃) | 额定电压的110% 110% of rated voltage |
| | 吸合时间 Suction time | ≤15ms |
| | 释放时间 Release time | ≤10ms |
| | 线圈耗电量 Power consumption of coils | 约0.9W（DC）/约1.2VA(AC) about0.9W (DC) /about1.2VA(AC) |
| | 线圈电压 Coil voltage | AC:6-220VAC |
| | | DC:6-220VDC |
| 绝缘电阻 insulation resistance | | ≥500MΩ(500VDC),端子与外壳之间 ≥500M Ω (500VDC), between terminals and housing |
| 抗电强度（工频耐压） Dielectric strength (Power frequency withstand voltage) | 开路触点之间 Between open circuit contacts | 1500VAC，50HZ，1min(漏电流1mA) 1500VAC, 50HZ, 1min(Leakage current 1mA) |
| | 触点组间 Between contact groups | 2000VAC，50HZ，1min(漏电流1mA) 2000VAC, 50HZ, 1min(Leakage current 1mA) |
| | 触点与线圈间 Between contacts and coils | 3000VAC，50HZ，1min(漏电流1mA) 3000VAC, 50HZ, 1min(Leakage current 1mA) |
| 触点最小适用负载 Minimum applicable load of contacts | | 3V AC/DC，5mA（参考值，取决于环境与负载情况） 3V AC/DC, 5mA (reference value, depending on environment and load conditions) |
| 耐振性 Vibration resistance | | XYZ三向，60HZ,振幅2mm ,10小时(每2小时观察记录) XYZ three way, 60Hz, amplitude 2mm, 10 hours (observe and record every 2 hours) |
| 产品防跌落 Product drop prevention | | 外壳端竖直跌落1米，3次，能正常工作 The shell end falls vertically by 1 meter, 3 times, and can work normally |
| 包装跌落 Packaging drop | | 600mm高度连续跌落4次，产品无损坏 4 consecutive drops from a height of 600mm, with no damage to the product |
| 温升试验 Temperature rise test | | 按GB/T14048.5标准中8.3.3.3条款(恒温25℃，持续通电60Min,所有触点满负载,1个小时测试间隔内,前后温差不超过55K) According to clause 8.3.3.3 of GB/T14048.5 standard (constant temperature of 25 ℃, continuous power on for 60 minutes, all contacts at full load, within one hour of testing interval, the temperature difference before and after shall not exceed 55K) |
| 盐雾试验 Salt spray test | | 24h，1个周期，（参考GB/T 2423.18-2012） 24 hours, 1 cycle, (refer to GB/T 2423.18-2012) |
| 低温试验 Low temperature test | | -40℃，96h，接触电阻≤200mΩ、LED正常 -40 ℃, 96h, contact resistance ≤ 200m Ω, LED normal |
| 高温试验 High temperature test | | 80℃，96h，接触电阻≤200mΩ、LED正常 80 ℃, 96h, contact resistance ≤ 200m Ω, LED normal |
| 高低温冲击试验（含LED灯加速老化试验） High and low temperature impact test (including LED accelerated aging test) | | -40~+85℃，85%RH，40min/循环，50个循环，接触电阻≤200mΩ、LED正常 -40~+85 ℃, 85% RH, 40min/cycle, 50 cycles, contact resistance ≤ 200m Ω LED is normal |
| 寿命试验 life test | 电气 life test | 常开点，5A 250V/30VDC（频率1s通，5s断）：5万次 Normally open point, 5A 250V/30VDC (frequency 1 second on, 5 seconds off): 50000 times |
| | | 常闭点，1A 250V/30VDC（频率1s通，5s断）：5万次 Normally closed point, 1A 250V/30VDC (frequency 1 second on, 5 seconds off): 50000 times |
| | 机械 mechanical | ≥1000万次（切换频率：18000 Ops/h）（参考GB/T14048.5） ≥10 million times (switching frequency: 18000 Ops/h) (refer to GB/T14048.5) |
| ESD静电 ESD static electricity | | 人体模式：2KV，可定制8KV Human mode: 2KV, customizable for 8KV |
| LED参数 LED parameters | 额定电流 Rated current | ≤10mA |
| | 灯珠类型 LED type | LED焊接灯珠 LED welding beads |
| | 降压方式 Pressure reduction method | 内置降压电阻 Built in step-down resistor |
| | 寿命 life | ≥50000h（参考值） ≥50000h (reference value) |
| 产品认证 Product certification | | CCC CE RoHS |
| 质保 Warranty | | 24个月 24 months |
| 图纸未注一般公差 General tolerance not indicated on the drawing | | 按GB/T 1804-m 标准执行。 Implement according to the GB/T 1804-m standard. |
| 产品包装数量及内盒尺寸 Product packaging quantity and inner box size | | |
| 单只产品净重(约) Net weight of a single product (approximate) | | 33.6g |

| 型号说明/选型，写法举例：XS4C-D24LT-GS Model description/selection, writing example: XS4C-D24LT-GS | | | | | | | | | | | | |
|---|---|---|---|---|---|---|---|---|---|---|---|---|
| 对应编号 Corresponding number | | XS | 4C | - | D | 24 | LT | - | GS | ▲ | | |
| | | 1 | 2 | | 3 | 4 | 5 | | 6 | 7 | | |
| 1 | 荣越产品系列 Rongyue Product Series | XS | | | | | | | | | | |
| 2 | 插脚类型 Pin type | 2CN:大2组(大8脚);2C:小2组(小8脚);4C：4组(14脚) 2CN: Big 2 groups (big 8 legs); 2C: Small 2 groups (small 8 feet); 4C: 4 groups (14 legs) | | | | | | | | | | |
| 3 | 线圈电压类别 Category of coil voltage | D:直流 D:DC　A:交流 A: AC | | | | | | | | | | |
| 4 | 电压 voltage | AC:AC12V、AC24V、AC36、AC48、AC110、AC220V DC:DC12V、DC24V、DC36、DC48、DC110、DC220V | | | | | | | | | | |
| 5 | 指示灯 Indicator light | L-指示灯　LT-带测试按钮+指示灯 L - Indicator light LT - with test button+indicator light | | | | | | | | | | |
| 6 | GS | 客户代码（任意数字或字母组合） Economy Version | | | | | | | | | | |
| 7 | | | | | | | | | | | | |

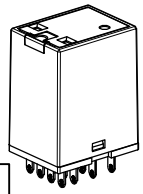

轴测图
Axonometric drawing

所有尺寸均以mm为单位
不能从图纸上测绘尺寸
All dimensions are in millimeters
Unable to measure dimensions from drawings

| 比例 Proportion | 1:1 |
|---|---|
| 图幅 Map frame | A4 |
| 页码 Page number | 1/1 |

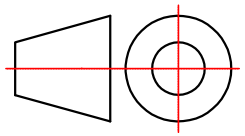

RY-ELE®
浙江荣越电气有限公司
Zhejiang Rongyue Electric Co., Ltd

| 产品名称 Product Name | 中间继电器 intermediate relay |
|---|---|
| 产品型号 Product drawing number | XS4C-□□□ LT-GS |